


Accessing “Unexpected School Closure” MOODLE courses

General teaching and learning materials are available via the School’s vle’s MOODLE, 24 hours a day.

However, should it be necessary to unexpectedly close the School, students will be expected to access the “**Unexpected School Closure**” **courses** on the **MOODLE** vle, which will provide work for students to complete whilst the School is closed.

Work will be published via these courses by 9:30 am on the first day of closure.




Students must check these courses daily, throughout unexpected closure.

Accessing “Unexpected School Closure” courses on the new MOODLE



1. Accessing the school's new MOODLE is via the school website: www.saintolaves.net



2. Students must login, using their usual username and password.

Year 7 - Unexpected School Closure

Year 8 - Unexpected School Closure

Year 9 - Unexpected School Closure

Year 10 - Unexpected School Closure

Year 11 - Unexpected School Closure

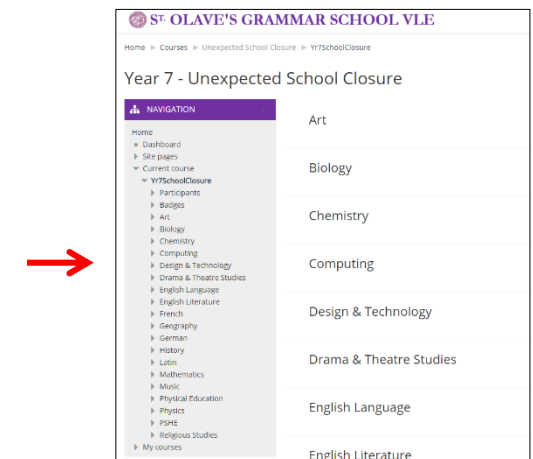
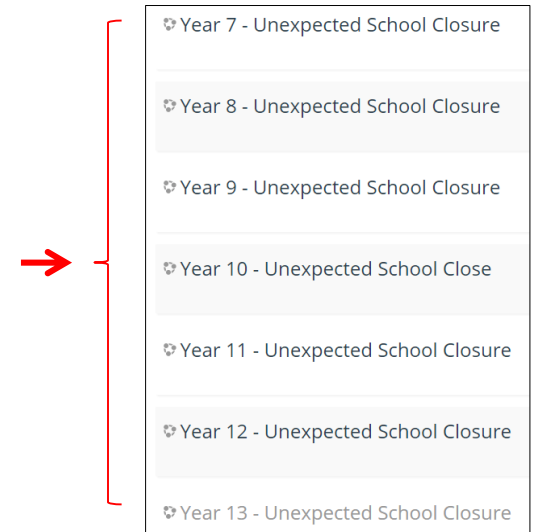
Year 12 - Unexpected School Closure

Year 13 - Unexpected School Closure

3. MOODLE courses, are displayed on the left – “Unexpected School Closure” courses will appear towards the end of the list – when required.
4. Students simply select “Unexpected School Closure” at the bottom of the list
5. Then select their “Year Group” course

“Unexpected School Closure ” courses

- Seven courses have been created, one for EACH YEAR GROUP.
- These courses do NOT require an enrolment key.
- Select the course relevant to your Year group. This contains a block for each curriculum subject in alphabetical order.
- Any work set will be displayed within the relevant subject blocks of your Year’s course.
- Check your course daily during unexpected school closure.



“Unexpected School Closure” – MOODLE courses

Should you have any difficulties accessing work set, please contact your **Head of Year**, whose email contact is available via the **Pastoral** page of the School’s website www.saintolaves.net

A full list of Head of Year contacts can be found via:
Current Olavians/Pastoral Information/Pastoral Team page
<http://www.saintolaves.net/pastoralteam>

Simply use the relevant  buttons